

EVO Keypads LCD



K641R

Wired LCD Keypad with Integrated Access Card Reader

► Features

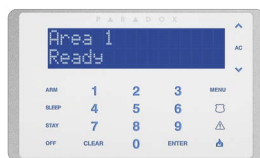
Same features as the K641+ along with the following:

- Built-in card reader; simply present access card directly to the keypad
- Arm and disarm with an access card or code
- Programmable automatic unlocking schedule
- Door Left Open and Door Forced Open alarms
- Door contact and request for exit inputs
- Door lock output

► Specifications

Same specifications as the K641+ except for the following:

Current Consumption	140 mA maximum
Operating Temperature	0 to 49 °C (32 to 120 °F)
Dimensions	12.3 x 14.4 x 3.2 cm (4.9 x 5.7 x 1.3 in.)



K656

Touch Sense LCD Keypad

► Features

Same features as the K641+ along with the following:

- Touch Sense keys with LED backlighting
- 5 one-touch action buttons

► Specifications

Same specifications as the K641+ except for the following:

Input Voltage	12 to 16 Vdc
Current Consumption	70 mA maximum
Dimensions	15 x 8.5 x 2.1 cm (5.9 x 3.3 x 0.8 in.)



EVO Motion Detectors

Indoor



DM50 / DM60

Motion Detector Module

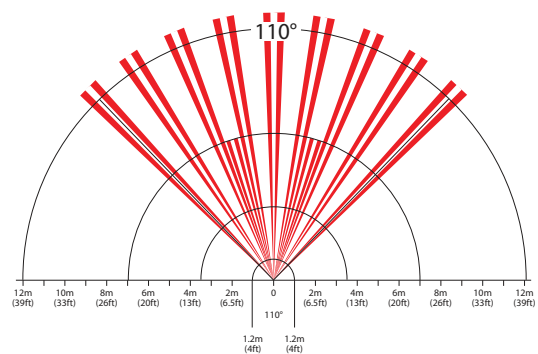
► Features

- DM50: Dual element PIR sensor
- DM60: Quad opposed element PIR sensors
- Auto-Pulse Signal Processing* (APSP)
- Anti-tamper switch
- 4-wire bus connection

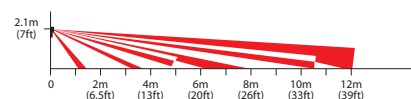
► Specifications

Detection Range	12 x 12m (40 x 40 ft) at 110°
Input Voltage	9 to 16 Vdc
Current Consumption	Typical: 16 mA, Maximum: 30 mA
Operating Temperature	-20 to 50 °C (-4 to 122 °F)
Dimensions	6.6 x 9.3 x 5.2 cm (2.6 x 3.7 x 2 in.)

Top View



Side View



* Patented